




Transparent corrugated sheets

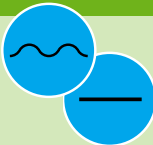
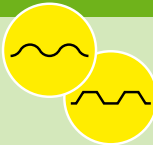
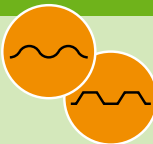








Product overview

Which product for which use ?

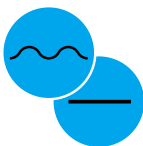
You are probably faced with this question when you require transparent corrugated sheets, but do not know which one of the various materials is suitable for your application.

The following summary should assist you in making the right choice from the visually similar materials that differ primarily in price and quality.


	guttagliss polyester corrugated rolls and sheets <ul style="list-style-type: none"> • Sturdy, inexpensive and long-lasting • Proven for decades • Glass-fibre reinforced • Matt, not highly transparently 	Applications <ul style="list-style-type: none"> • Functional structures • Storage areas and shelters • Sheds • Agriculture 	Page 4 - 5
	guttagliss pvc corrugated sheets <ul style="list-style-type: none"> • Inexpensive • Good clarity • Fire classification DIN 4102 B1 • Limited UV stability 	Applications <ul style="list-style-type: none"> • Inexpensive solution • Small roof areas • Wall sheeting • Sheds 	Page 6 - 7
	guttagliss makro corrugated sheets of polycarbonate <ul style="list-style-type: none"> • Flexible and impact resistant • High clarity • Fire classification DIN 4102 B1 • Best thermal stability 	Applications <ul style="list-style-type: none"> • Buildings with high demands, especially for robustness and durability • Roof and wall • Pergolas, carports, entrances to buildings • Balcony and terrace roofs 	Page 8 - 9 
	acryl sz corrugated sheets of acrylic glass <ul style="list-style-type: none"> • Stable, outstanding product • Brilliant, highly transparent appearance • Very long-lasting • Impact and hail resistant • Highest UV stability 	Applications <ul style="list-style-type: none"> • Buildings with high demands, especially for optics and durability • Roof and wall • Pergolas, carports, entrances to buildings • Balcony and terrace roofs 	Page 10 - 11 
	acryl sz structured corrugated sheets <ul style="list-style-type: none"> • Stable, outstanding product • Brilliant appearance due to decorative structures • Very long-lasting • Impact and hail resistant • Highest UV stability 	Anwendungen <ul style="list-style-type: none"> • Buildings with high demands, especially for optics and durability • Roof and wall • Pergolas, carports, entrances to buildings • Balcony and terrace roofs 	Page 12 - 13 
	Installation accessories, instructions and processing tips for all guttagliss corrugated sheets <ul style="list-style-type: none"> • Shaped parts and fitting information 14 - 15 • Screws, spacers, accessories 16 - 17 • Installation, preconditions, processing 18 - 20 • Processing tips 21 - 22 		Page 14 - 23

guttagliss polyester

corrugated rolls and sheets



Inexpensive and glass-fibre reinforced composite material




Properties

- Glass-fibre reinforced polyester resin (GRP)
- Inexpensive
- Long-lasting
- Virtually indestructible
- Translucent without clear transparency
- Corrugated or flat material
- Sheets or rolls of material

Applications

- Roof cladding
- Wall sheeting
- Agriculture
- Shelters, carports
- Sheds
- Corrugated sheets for non transparent roof decking are available in all profiles
- ... and your ideas



The material

guttagliss polyester is a glass-fibre reinforced composite material, that has been used successfully as roof cladding and wall sheets for over 30 years, whereby flat rolls is only suitable for vertical applications.

This inexpensive material is characterized especially by its weather tightness, which also includes good UV stability.

guttagliss polyester is sturdy, translucent without a dazzling effect and has very good age-resistance.

guttagliss polyester is inexpensive and easy to process. Due to the glass-fibre insert, polyester is not highly transparently.

guttagliss corrugated polyester sheets are not suitable for laying in multiple strips.

Thermal stability: From - 40°C to + 100°C

Installation accessories

System-suitable means of fastening such as screws, spacers and seals, can be found on pages 16 and 17.

So as not to limit the service life of the sheets, please comply with our installation instructions on page 18. Before installation, please read these instructions and ensure that you only use original guttagliss accessories for installation purposes.

Technical data

Corrugated rolls

Profiles:	Colour:	Width:	Length:
Sinus 76/18	natural	a*	Up to 3.0 m wide = 30 m
Sinus 76/18	yellow	a*	over 3.5 m wide = 20 m
Sinus 76/18	green	b*	
Flat	natural	c*	

*a = 800, 900, 1000, 1250, 1500, 1800, 2000, 2500, 3000, 3500, 4000 mm

*b = 1000, 1500, 2000 mm

*c = 800, 900, 1000, 1250, 1500, 1800, 2000, 2500 mm

Corrugated sheets

Profiles:	Colour:	Width/useful width:	Length:
Sinus 76/18	natural	1000 mm/920 mm	A*
P8, Sinus 130/30	natural	1000 mm/870 mm	B*
P5, Sinus 177/51	natural	920 mm/740 mm	C*

*A = 1600, 2000, 2500, 3000 mm

*B = 1250, 1600, 2000, 2500, 3100, 3300 mm

*C = 1250, 1600, 2000, 2500, 3300 mm


Warranty

A warranty according to the German Civil Code is provided for our guttagliss polyester corrugated rolls and sheets. The transparency as well as the flexibility of the sheets decreases by a varying extent during the warranty period due to the effect of the weather.


Subject to colour and size deviations, etc. within the usual tolerances. Please comply with the local building regulations. Our recommendations do not exempt you from your obligation to check the product in a responsible manner. In the event of doubt, please use the services of an expert consultant.

Subject to technical alterations.

guttagliss pvc corrugated sheets



**Inexpensive
and proven for many applications**



Properties

- Hard PVC
- Inexpensive
- Sturdy
- High clarity
- Fire classification
DIN 4102 B1

Applications

- Small roof coverings
- Small greenhouses
- Wall sheeting
- Pergolas, carports
- Lighting strips
- ... and your ideas

The material

guttagliss pvc corrugated sheets are an especially inexpensive solution where there are no excessive demands where appearance and durability are concerned.

The sheets are extruded and have good weather resistance, good thermal characteristics and a smooth, pore-free surface. **guttagliss pvc corrugated sheets** are highly transparent.

Thermal stability: Heat stabile up to +60°C

guttagliss corrugated pvc rolls are not suitable for laying in multiple strips. For static reasons, **guttagliss pvc Micro-Sinus small corrugated sheets** are not suitable for roof cladding.

Installation accessories

System-suitable means of fastening such as screws, spacers and seals, can be found on pages 16 and 17.

In addition, we also offer shaped parts such as masonry and wall junctions or ridge coverings on pages 14 and 15.

So as not to limit the service life of the sheets, please comply with our installation instructions on page 18. Before installation, please read these instructions and ensure that you only use original guttagliss accessories for installation purposes.

Technical data

Profiles:	Sinus 76/18 Trapez 70/18 Micro-Sinus* 32/8 (*not suitable for roof cladding)
Colours:	Clear, bronze (Micro-Sinus only in clear)
Lengths in mm:	2000, 2500, 3000
Widths/useful widths:	Sinus 900 mm/820 mm Trapez 1090 mm/1020 mm Micro-Sinus* 750 mm/710 mm
Thicknesses:	Available in 2 versions: Type 900 Type 1200
Thermal stability	-20° to +60°C
Elongation at tear:	20 – 100 %
Flexural radius min.:	2800 mm
Light transmission ratio:	Clear > 80 %
Chemical stability:	Fulfilled according to DIN 16929
Fire classification:	DIN 4102 B 1

Warranty

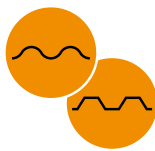
A warranty according to the German Civil Code is provided for our **guttagliss pvc corrugated sheets**. The transparency as well as the flexibility of the sheets decreases by a varying extent during the warranty period due to the effect of the weather. Hail resistance only applies for Type 1200*.

* Hail diameter up to 20 mm with an impact velocity < 21 m/s.


Subject to colour and size deviations, etc. within the usual tolerances. Please comply with the local building regulations. Our recommendations do not exempt you from your obligation to check the product in a responsible manner. In the event of doubt, please use the services of an expert consultant.

Subject to technical alterations.

guttagliss makro corrugated sheets



Unbreakable and weather resistant made from polycarbonate with special UV protection



Properties

- Polycarbonate (Macrolon)
- Impact resistant, hail resistant
- Good UV protection
- Long service life
- Best thermal stability
- High clarity
- Fire classification
DIN 4102 B1

Applications

- Roof cladding
- Wall sheeting
- Terrace coverings
- Pergolas
- Entrances to buildings
- Lighting strips
- Carports
- ... and your ideas



The material

guttagliss makro corrugated sheets are a very sturdy and durable variant with a good price/performance ratio.

The corrugated sheets are co-extruded (additional, durable surface protecting layer against UV radiation) and thus have very good weather resistance. **guttagliss makro corrugated sheets** are impact resistant, hail resistant and easy to process.

When installing **guttagliss makro corrugated sheets** with a one-sided surface protecting layer or one-sided UV protection respectively, it must be ensured that this side faces upwards or outwards, respectively. The UV protecting side of the sheet is marked with the product label.

Thermal stability: From -40° to +120°C

Installation accessories

System-suitable means of fastening such as screws, spacers and seals, can be found on pages 16 and 17.

So as not to limit the service life of the sheets, please comply with our installation instructions on page 18. Before installation, please read these instructions and ensure that you only use original guttagliss accessories for installation purposes.

Technical data

Profiles:	Sinus 76/18, Trapez 76/18
Colours:	Clear, bronze
Lengths in mm:	2000, 2500, 3000, 3500, 4000, 5000 und 6000
Widths/useful widths:	1040 mm/970 mm
Thermal stability:	-40° to +120°C
Fire classification:	DIN 4102 B1

Warranty

On our **guttagliss makro corrugated sheets** we give a 10 year warranty from the date of sale against breakage due to the weather or hail*, as well excessive loss of transparency (more than 10%).

* Hail diameter up to 20 mm with an impact velocity < 21 m/s.

Preconditions:

- Use of the components in Europe.
- The product must remain in its original state and may not be deformed nor modified.
- Transportation, storage, cleaning, processing and installation to be in line with the state-of-the-art and the latest technical documents such as the laying and maintenance instructions from gutta.
- The application is not subject to any detrimental chemical effects and an accumulation of heat is prevented by the design.
- Installation is carried out exclusively with original accessories.
- Complaints must be submitted to us together with the original invoice via the dealer from which the sheets were purchased.

In the event of a justified damage report received within the warranty period, a free-of-charge replacement will be supplied within the initial 5 years, thereafter on a decreasing scale.

Further claims are excluded. The warranty does not cover retiling costs, nor other losses due to breakage; the warranty starts from the date of sale.

Further information is provided in our warranty for **guttagliss makro corrugated sheets**.

Subject to colour and size deviations, etc. within the usual tolerances. Please comply with the local building regulations. Our recommendations do not exempt you from your obligation to check the product in a responsible manner. In the event of doubt, please use the services of an expert consultant.

Subject to technical alterations.

guttagliss acryl sz corrugated sheets

**Impact resistant and highly resistant
to breakage with a smooth, pore-free surface**



Properties

- Acrylic with elastomer
- Outstanding appearance
- Pore-free surface
- Impact resistant
- Hail resistant
- Very long-lasting
- Weather resistant
- Fire classification DIN 4102 B2

Applications

- Roof cladding
- Wall sheeting
- Terrace coverings
- Pergolas, carports
- Lighting strips
- Entrances to buildings
- ... and your ideas



The material

guttagliss acryl sz corrugated sheets are for the highest demands where the appearance, rigidity and durability are concerned and are the clearest and most brilliant variant.

guttagliss acryl sz corrugated sheets are manufactured from acrylic (PMMA) and a special elastomer additive. This additive produces a high resistance to impact and good resistance to breakage. The simple assembly and durable transparency are additional advantages of the corrugated sheets. Due to the shiny, pore-free surface, there is a lower level of dirt adhesion than on other glazing materials; consequently, **guttagliss acryl sz corrugated sheets** are virtually maintenance-free.

Thermal stability: Max. working temperature +70°C

Installation accessories

System-suitable means of fastening such as screws, spacers and seals, can be found on pages 16 and 17.

So as not to limit the service life of the sheets, please comply with our installation instructions on page 18. Before installation, please read these instructions and ensure that you only use original guttagliss accessories for installation purposes.

Technical data

Profiles:	Sinus 76/18, Trapez 76/18
Colours:	Clear, bronze
Lengths in mm:	2000, 2500, 3000, 3500, 4000, 5000, 6000
Width/useful width:	1045 mm / 970 mm
Thickness:	1.5 mm, 3.0 cm
Thermal stability:	-20° to +70°C
Flexural radius:	min 2800 mm
Linear extension:	0.08 mm/m/k
K value:	5.9 W/m ² /k
Charpy blow count:	60 kJ/m ²
Tensile strength:	55 N/mm ²
Light transmission ratio:	About 91 % (clear)
Fire rating:	DIN 4102 B2

Warranty

For our **guttagliss acryl sz corrugated sheets** we give a warranty for the following data after 10 years of external weathering:

Flexural E-module (even):	95% of the original value
Tensile strength (even):	90% of the original value
Light transmission ratio (even):	85% of the original value

We also provide a 10 year warranty for resistance to weather induced mechanical damage and damage due to hail*.

* Hail diameter up to 20 mm with an impact velocity < 21 m/s.

Preconditions:

- Use of the components in Europe.
- The product must remain in its original state and may not be deformed nor modified.
- Transportation, storage, cleaning, processing and installation to be in line with the state-of-the-art and the latest technical documents such as the laying and maintenance instructions from gutta.
- The application is not subject to any detrimental chemical effects and an accumulation of heat is prevented by the design.
- Installation is carried out exclusively with original accessories.
- Complaints must be submitted to us together with the original invoice via the dealer from which the sheets were purchased.

In the event of a justified damage report received within the warranty period, a free-of-charge replacement will be supplied within the initial 5 years, thereafter on a decreasing scale.

Further claims are excluded. The warranty does not cover retiling costs, nor other losses due to breakage; the warranty starts from the date of sale.

Further information is provided in our warranty for **guttagliss acrylic corrugated sheets**.



Subject to colour and size deviations, etc. within the usual tolerances. Please comply with the local building regulations. Our recommendations do not exempt you from your obligation to check the product in a responsible manner. In the event of doubt, please use the services of an expert consultant.

Subject to technical alterations.

guttagliss acryl sz structured corrugated sheets



Impact resistant and highly breakage resistant with a smooth, pore-free surface and an elegant structure on the underside of the sheet



Properties

- Acrylic with elastomer
- Outstanding appearance
- Pore-free surface
- Impact resistant
- Hail resistant
- Very long-lasting
- Weather resistant
- Fire classification DIN 4102 B2

Applications

- Roof cladding
- Wall sheeting
- Terrace coverings
- Pergolas, carports
- Lighting strips
- Entrances to buildings
- ... and your ideas



The material

guttagliss acryl sz structured corrugated sheets combine the outstanding product characteristics of the smooth surface (as specified on page 10) with the interesting appearance of various structures on the underside of the sheet.



Thermal stability: Max. working temperature +70°C

So as not to limit the service life of the sheets please comply with our installation instructions.

Installation accessories

System-suitable means of fastening such as screws, spacers and seals, can be found on pages 16 and 17.

So as not to limit the service life of the sheets, please comply with our installation instructions on page 18. Before installation, please read these instructions and ensure that you only use original guttagliss accessories for installation purposes.

Technical data

Profiles:	Sinus 76/18, Trapez 76/18
Structures:	Honeycomb, puckered. C-structure*
Colours:	Clear, bronze (puckered only in clear)
Lengths in mm:	2000, 2500, 3000, 3500, 4000, 5000, 6000
Width/useful width:	1045 mm / 970 mm
Thickness:	3 mm, puckered 1.5 mm
Thermal stability:	-20° to +70°C
Flexural radius:	2.8 m
Linear extension:	0.08 mm/m/k
K value:	5.9 W/m ² /k
Charpy blow count:	60 kJ/m ²
Tensile strength:	55 N/mm ²
Light transmission ratio:	About 81% (clear)
Fire classification:	DIN 4102 B2

* C-structure only Sinus

Warranty

For our **guttagliss acryl sz structured corrugated sheets** we give a warranty for the following data after 10 years of external weathering:

Flexural E-module (even):	95% of the original value
Tensile strength (even):	90% of the original value
Light transmission ratio (honeycomb):	90% of the original value

We also provide a 10 year warranty for resistance to weather induced mechanical damage and damage due to hail**

* Hail diameter up to 20 mm with an impact velocity < 21 m/s.

Preconditions

- Use of the components in Europe.
- The product must remain in its original state and may not be deformed nor modified
- Transportation, storage, cleaning, processing and installation to be in line with the state-of-the-art and the latest technical documents such as the laying and maintenance instructions from gutta.
- The application is not subject to any detrimental chemical effects and an accumulation of heat is prevented by the design.
- Installation is carried out exclusively with original accessories.
- Complaints must be submitted to us together with the original invoice via the dealer from which the sheets were purchased.

In the event of a justified damage report received within the warranty period, a free-of-charge replacement will be supplied within the initial 5 years, thereafter on a decreasing scale.


Further claims are excluded. The warranty does not cover retiling costs, nor other losses due to breakage; the warranty starts from the date of sale.

Further information is provided in our warranty for acryl corrugated sheets.

Subject to colour and size deviations, etc. within the usual tolerances. Please comply with the local building regulations. Our recommendations do not exempt you from your obligation to check the product in a responsible manner. In the event of doubt, please use the services of an expert consultant.

guttagliss


transparent shaped parts for corrugated sheets



Universal ridge cover

Transparent, 2-part. For various profiles and roof pitches.

Length 1090 mm / Leg 150 mm



Wall junction Sinus76/18

Transparent. For connection from above to an existing wall.

900 x 150 x 50 mm



Wall junction Trapez 70/18

Transparent. For connection from above to an existing wall.

1090 x 150 x 50 mm



Masonry junction Sinus76/18

Transparent. For connection from the side to an existing wall.

900 x 130 x 50 mm



Masonry junction Trapez 70/18

Transparent. For connection from the side to an existing wall.

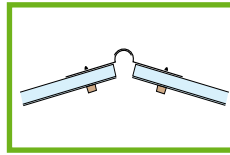
1090 x 130 x 50 mm



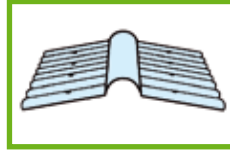
Universal connection shaped component

Transparent, of impact-resistant acrylic, about 2 mm thick, angle 90°, suitable for all profile sheets

Length 2000 mm / Leg 250 mm

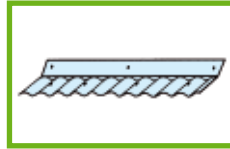


When making the supporting structure, ensure that suitable battens are available for fastening the shaped components.



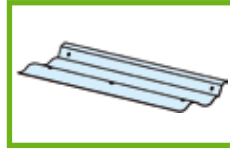
Fixing ridge covers

With strongly matched roof pitches, min. 5-6 times per leg. With flat pitches 3-4 fastenings per leg.



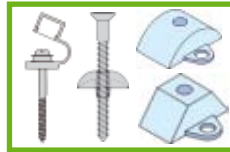
Fixing masonry connection

3-4 fastening points per side. On rough surfaces, additionally seal with guttagliss silicone.




Fixing masonry connection

2-3 fastening points per side. On rough surfaces, additionally seal with guttagliss silicone.



Use matching guttagliss roof or V2A screws in conjunction with Sinus or Trapez spacers. See pages 16 and 17.

Notes:





Roof screws
4.5 x 45 mm, galvanized,
Phillips head with sealing washer and
attached cap
Sealing washer outer dia. 19.6 mm



Wall screws
5 x 25 mm, galvanized,
Phillips head with sealing washer and
attached cap
Sealing washer outer dia. 19.6 mm



Sealing washers
transparent and attached cap
Sealing washer outer dia. 19.7 mm



Tubular hook
1/2", galvanized with nut/cap
3/4", galvanized with nut/cap
1", galvanized with nut/cap
Sealing washer outer dia. 20.8 mm



Screws for acrylic sheets
6 x 50 mm, galvanized,
with sealing washer and attached cap
Sealing washer outer dia. 19.6 mm



Sealing washers for acrylic sheets
transparent, with cap and shank (outer
dia. 8.2 mm) for acrylic sheets



Screw P5 / P8
7 x 120 mm, galvanized,
Phillips head with sealing washer
and attached cap
Sealing washer outer dia. 24 mm



Screws V2A
4.5 x 45 mm, galvanized,
high-grade, stainless steel
with universal sealing washer
Sealing washer outer dia. 20 mm



Plastic washer
inner dia. 6 mm
outer dia. 16 mm



Universal spacer
transparent
for Sinus and Trapez sheets
70/18 and 76/18



Spacer Sinus
for profil 76/18



Spacer Trapez
for profil 70/18 and 76/18



Spacer P5
P5 = 177/51




Spacer P8
P8 = 130/30



Corrugated strips
Sinus 76/18, length 76 cm
Colour white



Corrugated strips
Trapez 76/18, length 76 cm
Trapez 70/18, length 76 cm
Colour white



Adhesive tape silver
self-adhesive 60 mm x 50 mm



Special silicone
310 ml, plastic compatible
for sealing and adhesion



Plastic drill bit
HSS, infinitely variable, with laser-
scale from 4 – 14 mm

Installation instructions for corrugated sheets



Storage

Do not store in direct sunlight. When storing in a stack there is a risk of deformation in the event of direct solation. Store the sheets flat and protect them from fouling and mechanical strain. A white foil or thick cardboard is suitable as a covering.

Preconditions

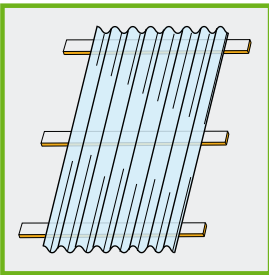
Roof pitch

Standard roof pitch from 10° (minimum 7°)

Strapping

Timber battens 4 x 6 cm or metal

Paint the batten and beam contact surfaces permanently white or laminate with reflecting guttagliss adhesive tape silver, so as to prevent the accumulation of heat, which can cause cracking and deformation. Timber preservatives/impregnations must be allowed to thoroughly dry and ventilate, since discolouration will otherwise be possible.



Support spacing

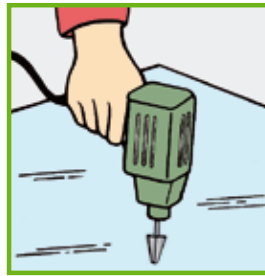
Max. 50 cm for pvc and polyester
Max. 80 cm for makro and acryl with normal snow and wind loads. In regions with high or very high loads, the spacing must be suitably reduced.

Preparation



Separating/cutting

Use a handsaw or circular saw bench with finely toothed, carbide tipped saw blade. As an alternative, a jigsaw with a special plastic saw blade, for example T-101 A can be used. Ensure a good material support and work with a stop so as to prevent tilting.



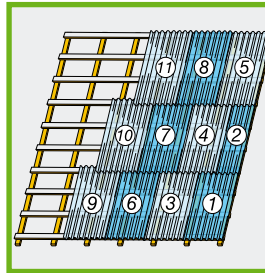
Drilling

Where possible use our original guttagliss plastic drill. Make a test drill hole. If the edges are cracked, the tool should be replaced. Cracks can cause breakage.

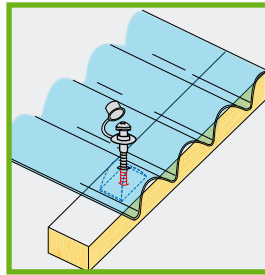
Attention!

The drilled holes must be about 3-4 mm larger than the screw diameter (in accordance with the expansion coefficient of the sheets), since the sheets will expand or shrink due to differing temperatures.

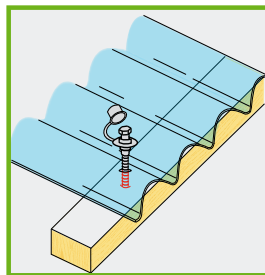
Installation



Installation is against the main wind direction from the eaves to the ridge. To avoid corner sections, respectively four-fold overlaps, the sheets can be installed offset. In the first row you start with a complete sheet and in the second with a halved sheet. This procedure continues in an alternating manner.

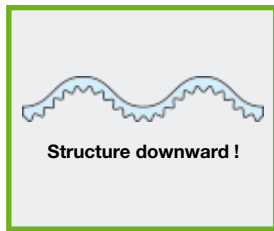


Screw every 2nd/3rd corrugation on the corrugated peak and in the overlapping sector every corrugation. Roof fixing of polyester, makro and pvc on a timber structure takes place with spacers and original guttagliss roof screws 4.5 x 45 mm with attached cap or V2A screws 4.5 x 45 mm with neoprene sealing washers.




Roof fixing of acrylic takes place with original guttagliss screws for acrylic sheets 6 x 50 mm (without spacer for a 3 mm thick sheet).

Edge and corner sectors must be suitably fixed in the event of strong wind loads. Tubular hooks with sealing washers and caps are available for fastening on a metal substructure.



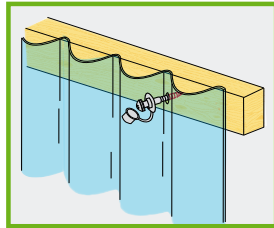
Corrugated sheets with structure

When installing guttagliss acryl sz corrugated sheets with a one-sided structure, it must be ensured that the structure is facing downwards. The smooth upper side produces the self-cleaning effect.



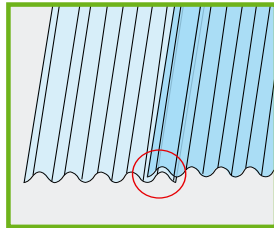
Upper side makro profile sheets

makro corrugated sheets have a one-sided UV protection. It must be ensured here that this side faces upwards/outwards. The UV protective side is marked with the product label. Corrugated sheets of acrylic or PVC can be used on both sides.



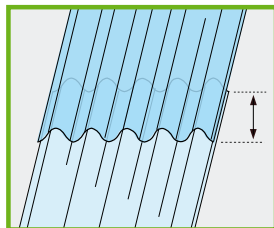
Wall fastening

Every 2nd/3rd corrugation in the corrugated trough. Screws 5 x 25 mm with sealing washers and attached cap.



Side overlap

1 corrugation With particularly high snow and wind loads, as well as below the standard roof pitch of 10°, 2 corrugations



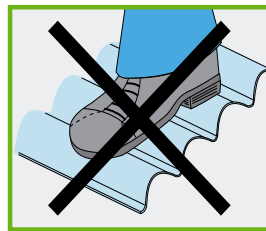
Height overlap

Min. 150 mm
Below the standard roof pitch of 10° 200 mm, we recommend additionally sealing the overlap with guttagliss special silicone.



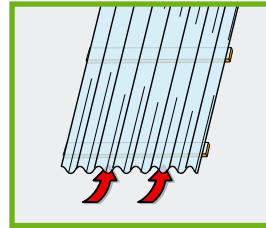
Cleaning

Use a mild soap solution, a sponge and plenty of water. To prevent scratching, do not use any abrasive materials.



Accessibility

May only be accessed with a load-distributing board (the board should be upholstered!)



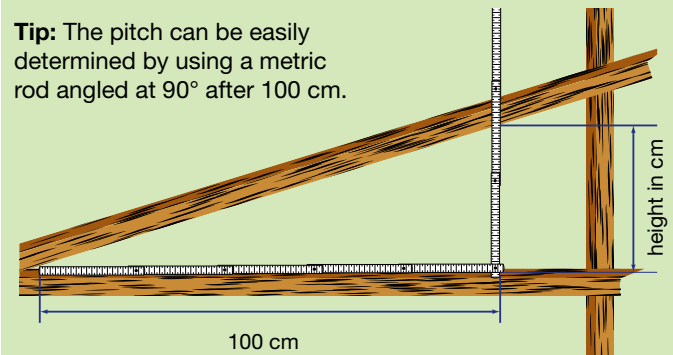
Rear ventilation

In accordance with DIN 4108, adequate provision must be made for ventilation from the rear. No special action is required for open structures, e.g. carports, pergolas, etc.

Processing tips

What is the roof pitch?

Tip: The pitch can be easily determined by using a metric rod angled at 90° after 100 cm.



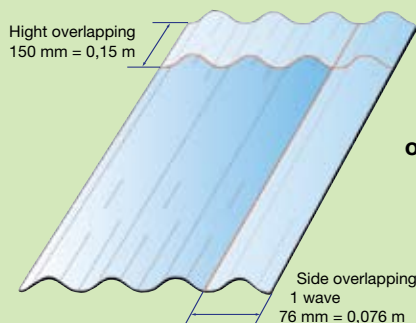
Read off the rear height and look up the equivalent number of degrees:

1,8 cm = 1°	28,7 cm = 16°	60,0 cm = 31°
3,4 cm = 2°	30,5 cm = 17°	62,4 cm = 32°
5,2 cm = 3°	32,5 cm = 18°	64,9 cm = 33°
7,0 cm = 4°	34,4 cm = 19°	67,4 cm = 34°
8,8 cm = 5°	36,4 cm = 20°	70,0 cm = 35°
10,5 cm = 6°	38,4 cm = 21°	72,6 cm = 36°
12,3 cm = 7°	40,4 cm = 22°	75,4 cm = 37°
14,1 cm = 8°	42,4 cm = 23°	78,0 cm = 38°
15,8 cm = 9°	44,5 cm = 24°	80,9 cm = 39°
17,6 cm = 10°	46,6 cm = 25°	83,9 cm = 40°
19,4 cm = 11°	48,7 cm = 26°	86,9 cm = 41°
21,2 cm = 12°	50,9 cm = 27°	90,0 cm = 42°
23,0 cm = 13°	53,1 cm = 28°	93,0 cm = 43°
24,9 cm = 14°	55,4 cm = 29°	96,5 cm = 44°
26,8 cm = 15°	57,7 cm = 30°	100 cm = 45°

Height overlap

Where possible, we recommend that the sheets are laid continuously in the direction in which the water will flow. This eliminates the need for a height overlap (150 mm per overlap). Available and installable sheet lengths are listed in the pertinent technical data.

Gross and net covering area of the sheet



The net covering area is the area that remains when the overlaps are deducted from the total (gross) area of the sheet.

Example: acryl sz corrugated sheet Sinus 76/18, 3.00 m x 1.045 m

Total (gross) area: 3.00 m x 1.045 m = 3.135 m²

Net covering area: 2.85 m x 0.969 m = 2.762 m²

How many sheets do I need?

Rule of thumb:

$$\frac{\text{Roof width} \times \text{Roof depth}}{\text{Net covering area/sheet}} = \text{Number of sheets}$$

Example: acryl sz corrugated sheets 76/18, 3.00 m x 1.045m
For a pitched roof (pent roof) 8.30 m x 5.80 m

$$\frac{8.30 \text{ m} \times 5.80 \text{ m}}{2.762 \text{ m}^2} = 18 \text{ sheets}$$

How many screws do I need?

Approximate figure:

About 10 – 15 fastenings per m² roof area
(depends on the number of overlaps)

Everything you need for laying/installation is available in our extensive range of original accessories from your dealer.



Product range

In addition to our **guttagliss corrugated sheets**, we also have many other useful products for buildings, gardens and DIY applications.

- **guttagliss twinwall sheets** made of polycarbonate and acrylic resin with good insulating characteristics and matching installation systems of plastic or aluminium.
- **guttagliss alutec system roof**. The professional complete solution to build by yourself. For terrace, balcony, carport and pergola.
- **guttagliss flat sheets** from polystyrene or acryl, smoothly or structures for different areas of application, inside and outside.
- **guttagliss panel and easy click plus twinwall panels** of PVC or polycarbonate with tongue-and-groove joint.
- **guttanit** and **gutta do it corrugated bitumen sheets** for roofs and walls in different styles and colours.
- **guttatec bitumen shingles** with numerous possible applications in various shapes and colours.
- **guttagarden gartentec aluminum greenhouses, garden accessories**, a copious range of planters, lawn edging, rainwater butts, garden foils, garden tiles, etc.
- **guttabeta star dimpled membranes** for improved safety when protecting foundation walls, base courses, etc.

Please ask for our comprehensive informative material !

Brochure no.: 9501117



guttagliss

Gutta Werke GmbH
Bau- und Heimwerkerprodukte
Postfach 64 • D-77744 Schutterwald
Tel. 07 81 / 6 09 - 0 • Fax 07 81 / 6 09 - 3 200

www.gutta.com